










# Tramonto Market Activity - November 2009

Status	# Listings	List Volume	Sold Volume		List Price	Sold Price	Sale/List Price	Approx SQFT	List Price Per Approx SQFT	Sold Price Per Approx SQFT	Agent Days On Market	Cumulative Days On Market
Closed	9	1,894,300	1,831,078	Low	103,000	100,000	0.91	1,036	81.10	74.04	5	5
				Avg	210,478	203,453	0.96	2,212	98.81	95.25	54	53
				High	339,900	335,000	1.00	4,178	121.18	115.68	157	157

## Selection Criteria for Comparable Properties

Specified listings from the following search: Property type Residential; Inside the map search Polygon; Status of 'Closed'; Close of Escrow Date between '11/01/2009' and '11/30/2009'.

## Closed Listings

Photo	MLS #	COE Date	Address	Year Built	Encoded Features	Square Feet	Original List Price	List Price	Sold Price	List/Sold Price Per Approx SQFT	Cumulative Days On Market
	4183689	11/5/2009	35417 N 34TH AVE	2005	53FR3G	2,958	239,900	239,900	219,000	81.10 / 74.04	157
	4276983	11/9/2009	3406 W RESTIN RD	2003	32R2.5G	1,651	179,900	179,900	178,078	108.96 / 107.86	5
	4256302	11/10/2009	34807 N 30TH DR	2003	32.5RO2G	1,534	147,500	147,500	140,000	96.15 / 91.26	31
	4274569	11/20/2009	35406 N 32nd DR	2004	42FRXP3G	2,103	239,500	239,500	231,000	113.88 / 109.84	5
	4235334	11/24/2009	3019 W SAND FLOWER DR	2003	22RO2G	1,036	103,000	103,000	100,000	99.42 / 96.53	87
	4263494	11/25/2009	3421 W DONATELLO DR	2003	32FRPO3G	1,945	235,700	235,700	225,000	121.18 / 115.68	59
	4254482	11/27/2009	2621 W VIA DE PEDRO MIGUEL --	2004	43.5FRDXPSO3G	4,178	349,900	339,900	335,000	81.35 / 80.18	34
	4243169	11/30/2009	2634 W TRAPANOTTO RD	2003	42.5FRDPSO3G	3,402	300,000	300,000	300,000	88.18 / 88.18	99
	4275748	11/30/2009	34610 N 30TH DR	2004	31.75FR2G	1,100	108,900	108,900	103,000	99.00 / 93.64	7