








Tramonto Home Sales Activity - March 2014

Status	# Listings	List Volume	Sold Volume		List Price	Sold Price	Sale/List Price	Approx SQFT	List Price Per Approx SQFT	Sold Price Per Approx SQFT	Agent Days On Market	Cumulative Days On Market
Closed	7	1,324,800	1,283,500	Low	149,000	142,500	0.95	1,187	101.53	101.53	8	8
				Avg	189,257	183,357	0.97	1,541	123.25	119.44	53	49
				High	274,900	265,000	1.00	2,103	143.99	141.37	114	114
Overall	7	1,324,800	1,283,500	Low	149,000	142,500	0.95	1,187	101.53	101.53	8	8
				Avg	189,257	183,357	0.97	1,541	123.25	119.44	53	49
				High	274,900	265,000	1.00	2,103	143.99	141.37	114	114

Selection Criteria for Comparable Properties

Specified listings from the following search: Property type Residential; Inside the map search Polygon; Status of 'Closed'; Zip Code like 85086; Close of Escrow Date between '03/01/2014' and '03/31/2014'.

Closed Listings

Photo	MLS #	Address	COE Date	Year Built	Encoded Features	Square Feet	Original List Price	List Price	Sold Price	List/Sold Price Per Approx SQFT	Cumulative Days On Market
	5050615	34943 N 30TH AVE	3/7/2014	2004	33R2G	1,566	159,000	159,000	159,000	101.53 / 101.53	23
	5066913	2530 W FLORENTINE RD	3/7/2014	2003	22RO2G2S	1,298	186,900	186,900	183,500	143.99 / 141.37	8
	5032052	34835 N 30TH AVE	3/12/2014	2004	32R2G	1,187	163,500	149,000	142,500	125.53 / 120.05	114
	5045014	3110 W LEISURE LN	3/12/2014	2002	33RPO2G2S	2,103	278,500	274,900	265,000	130.72 / 126.01	81
	5062606	35211 N 34TH AVE	3/19/2014	2006	32RO2G	1,416	180,000	180,000	176,000	127.12 / 124.29	18
	5049835	3448 W FLORIMOND RD	3/27/2014	2005	32.5FRD2G	1,958	225,000	225,000	215,000	114.91 / 109.81	81
	5066401	35015 N 30th AVE	3/27/2014	2004	22RO2G	1,261	150,000	150,000	142,500	118.95 / 113.01	18