



















# Tramonto Home Sales Activity - June 2009

Status	# Listings	List Volume	Sold Volume		List Price	Sold Price	Sale/List Price	Approx SQFT	List Price Per Approx SQFT	Sold Price Per Approx SQFT	Agent Days On Market	Cumulative Days On Market
Closed	18	4,271,400	4,150,650		99,900	99,900	1.00	1,187	66.94	61.26	4	4
				Low Avg High	237,300	230,592	0.97	2,844	84.78	82.86	70	111
					499,900	450,000	0.90	4,178	124.82	112.36	248	469

## Closed Listings

Photo	MLS #	COE Address Date	Year Built	Encoded Features	Square Feet	Original List Price	List Price	Sold Price	List/Sold Price Per Approx SQFT	Cumulative Days On Market
	4124181	6/3/2009 3034 W GRAN PARADISO DR	2002	53.5RDXS3G	3,936	275,000	269,000	265,000	68.34 / 67.33	73
	4121978	6/5/2009 3118 W VIA DE PEDRO MIGUEL RD	2004	43.5RDO3G	3,955	275,900	275,900	264,000	69.76 / 66.75	66
	4145930	6/6/2009 3029 W Gran Paradiso DR	2003	42FRD	2,223	185,000	185,000	189,000	83.22 / 85.02	66
	4147426	6/9/2009 2702 W VIA CALABRIA --	2004	53.5FRXO2G	3,376	229,900	229,900	229,900	68.10 / 68.10	16
	4139615	6/12/2009 2609 W LUCE DR	2003	43.5RDPO3G	4,178	289,000	289,000	275,000	69.17 / 65.82	44
	4168976	6/12/2009 3326 W LEISURE LN	2004	42.5RD2G	2,608	224,900	224,900	224,900	86.23 / 86.23	469
	4172856	6/12/2009 35404 N 33RD DR	2004	53RD3G	2,958	198,000	198,000	210,000	66.94 / 70.99	31
	4174851	6/17/2009 35013 N 30TH DR	2003	42.5RO2G	1,733	159,900	159,900	149,000	92.27 / 85.98	4
	4164092	6/18/2009 2749 W VIA CALABRIA --	2002	32.5RO3G	2,099	214,200	214,200	217,950	102.05 / 103.84	24
	4171246	6/19/2009 3017 W EAGLE CLAW DR	2004	43FRDXO2G	2,465	214,900	214,900	223,000	87.18 / 90.47	91
	4111747	6/22/2009 34940 N 30th AVE	2003	32FR2G	1,187	140,900	99,900	99,900	84.16 / 84.16	114
	4110595	6/22/2009 2917 W CARAVAGGIO LN	2003	53.5FRDXP3G	3,533	300,000	289,000	289,000	81.80 / 81.80	98
	4051183	6/23/2009 35733 N 32nd AVE	2004	32FRXO2G	2,276	269,900	229,500	229,500	100.83 / 100.83	248
	4159337	6/24/2009 36006 N 34th LN	2004	53.5RDPO2G	3,591	259,000	259,000	220,000	72.12 / 61.26	225
	4096730	6/26/2009 3242 W GALVIN ST	2004	32RXO3G	2,103	199,000	189,000	175,000	89.87 / 83.21	175
	4124748	6/26/2009 3021 W TRAPANOTTO RD	2004	32RO2G	2,113	199,000	189,500	189,500	89.68 / 89.68	91
	4142311	6/29/2009 2623 W Trapanotto RD	2004	43.5RD2G	2,851	275,400	254,900	250,000	89.41 / 87.69	79
	4116195	6/30/2009 2428 W Espartero WAY	2008	42.5FRDXQNO3G	4,005	749,999	499,900	450,000	124.82 / 112.36	88

