



















# Tramonto Home Sales Activity - July 2008

Status	# Listings	List Volume	Sold Volume		List Price	Sold Price	Sale/List Price	Approx SQFT	List Price Per Approx SQFT	Sold Price Per Approx SQFT	Agent Days On Market	Cumulative Days On Market
Closed	18	5,309,300	5,120,445		179,000	175,000	0.98	1,130	74.95	74.95	7	7
				<b>Low Avg High</b>	294,961	284,469	0.96	2,655	120.17	116.13	75	111
					499,000	400,000	0.80	4,360	209.97	180.01	398	398

## Closed Listings

Photo	List #	COE Date	Address	Year Built	Encoded Features	Square Feet	List Price	Sold Price	List/Sold Price Per Approx SQFT	Cumulative Days On Market
	2996325	7/2/2008	3411 N Zuni Brave TRAIL	2004	32FRXPO2G	2,061	241,900	243,900	117.37 / 118.34	7
	2994041	7/7/2008	2626 W LUCE DR	2003	43.5FRDXPO3G	4,178	417,500	365,000	99.93 / 87.36	335
	2987342	7/8/2008	2429 W Old Paint TRAIL	2004	54RXO2G	3,952	299,900	302,000	75.89 / 76.42	175
	2995958	7/8/2008	3432 W LEISURE LN	2003	52R2G	2,103	199,900	240,000	95.05 / 114.12	108
	2966346	7/11/2008	2622 W Florentine RD	2003	43.5RD2G	2,483	229,900	241,900	92.59 / 97.42	66
	2985368	7/15/2008	3235 W ZUNI BRAVE TRAIL	2004	42RO2G	2,061	250,000	250,000	121.30 / 121.30	39
	2980319	7/15/2008	2746 W DARIEN WAY	2001	43.5FRDXPSQO3G	2,851	499,000	400,000	175.03 / 140.30	50
	3007265	7/21/2008	3002 W Sentinel Rock RD	2003	43FRDXO2G	2,465	279,000	280,925	113.18 / 113.97	13
	2968710	7/22/2008	2545 W SAT NAM WAY	2002	32RXL2G	1,361	259,500	245,000	190.67 / 180.01	63
	2992419	7/24/2008	3106 W Via De Pedro Miguel RD	2005	43.5FRDO3G	3,936	295,000	295,000	74.95 / 74.95	122
	2904964	7/25/2008	3009 W TRAPANOTTO RD	2003	32FRDO2G	2,113	240,000	249,000	113.58 / 117.84	171
	2995140	7/28/2008	36010 N 33RD LN	2003	53.5FRDPO2G	3,591	299,900	300,000	83.51 / 83.54	89
	3012751	7/28/2008	2545 W Via Perugia ST	2003	64.5FRDO2G	4,360	360,000	345,000	82.57 / 79.13	8
	2961644	7/29/2008	3125 W ESPARTERO WAY	2004	43RDX2G	2,299	249,000	250,000	108.31 / 108.74	7
	2788720	7/30/2008	3225 W FLORIMOND RD	2007	33RDXNO2G	2,193	275,950	261,820	125.83 / 119.39	398
	2830784	7/30/2008	34713 N 21ST LN	2007	32RXN3G	1,800	377,950	320,000	209.97 / 177.78	312
	3021112	7/31/2008	2732 W Florimond RD	2002	43.5FRDXPSQ3G	2,851	355,900	355,900	124.83 / 124.83	7
	2999673	7/31/2008	34710 N 25 LN	2003	22RO2G	1,130	179,000	175,000	158.41 / 154.87	33