









Tramonto Home Sales Activity - December 2015

Status	# Listings	List Volume	Sold Volume		List Price	Sold Price	Sale/List Price	Approx SQFT	List Price Per Approx SQFT	Sold Price Per Approx SQFT	Agent Days On Market	Cumulative Days On Market
Closed	8	2,260,800	2,200,000	Low	150,000	145,000	0.95	1,187	104.38	99.76	12	8
				Avg	282,600	275,000	0.98	2,327	122.91	119.86	66	66
				High	429,000	410,000	1.00	4,110	160.03	151.64	183	183
Overall	8	2,260,800	2,200,000	Low	150,000	145,000	0.95	1,187	104.38	99.76	12	8
				Avg	282,600	275,000	0.98	2,327	122.91	119.86	66	66
				High	429,000	410,000	1.00	4,110	160.03	151.64	183	183

Selection Criteria for Comparable Properties

Specified listings from the following search: Property type Residential; Inside the map search Polygon; Status of 'Closed'; Zip Code like 85086; Close of Escrow Date between '12/01/2015' and '12/31/2015'.

Closed Listings

Photo	MLS #	Address	COE Date	Under Contract Date	Year Built	Encoded Features	Square Feet	Original List Price	List Price	Sold Price	List/Sold Price Sqft	Cumulative DOM
	5342220	35103 N 30TH DR	12/01/2015	10/18/2015	2005	42.5FRDP2G4S	2,024	244,000	244,000	244,000	120.55 / 120.55	62
	5345245	3222 W FLORIMOND RD	12/08/2015	10/20/2015	2011	42.5RDO2G	2,455	279,900	279,900	266,000	114.01 / 108.35	8
	5339194	3001 W RAPALO RD	12/08/2015	11/02/2015	2002	32RPO3G3S	2,350	339,000	335,000	335,000	142.55 / 142.55	29
	5324148	2618 W CAVALRY DR	12/09/2015	09/24/2015	2002	42FRDXSO3G6S	2,374	385,000	379,900	360,000	160.03 / 151.64	34
	5308678	34711 N 24th DR	12/18/2015	10/29/2015	2004	43FRDXPO3G3C	4,110	469,000	429,000	410,000	104.38 / 99.76	136
	5340124	34907 N 30TH AVE	12/18/2015	10/30/2015	2004	22RO2G	1,187	157,500	150,000	145,000	126.37 / 122.16	38
	5344600	34929 N 30TH DR	12/29/2015	11/20/2015	2005	32.5RO2G	2,090	225,000	226,000	226,000	108.13 / 108.13	40
	5301482	3038 W FERRUCCIO PL	12/30/2015	11/15/2015	2004	32.5RO2G	2,024	235,000	217,000	214,000	107.21 / 105.73	183

Prepared by Ron Weiss,
CRS GRI

*All information should be verified by the recipient and none is guaranteed as accurate by ARMLS.
DND2 (D o N o t D isplay or D isclose) - the data in fields marked with DND2 is confidential, for agent use only, and may not be shared with customers or clients in any manner whatsoever.*

04/21/2016 5:28 © 2016 ARMLS and
PM FBS.
DMCA