

Tramonto Home Sales Activity - April 2017





Status #	List Listings	Sold Volume	List Price	Sold Price	Sale/List Price	Approx SQFT	List Price Per SQFT	Sold Price Per SQFT	Agent Days on Market	Cumulative Days on Market
Closed	14	4,338,400	210,000	219,000	0.96	1,334	93.75	90.45	2	2
			Avg 309,886	308,321	1.00	2,511	130.36	130.12	59	57
			High 429,000	417,700	1.04	3,936	187.41	191.90	169	169

Selection Criteria for Comparable Properties

Specified listings from the following search: Property type Residential; Inside the map search Polygon; Status of 'Closed'; Zip Code like 85086; Close of Escrow Date between '04/01/2017' and '04/30/2017'.

Closed Listings

Photo	MLS #	Address	COE Date	Under Contract Date	Year Built	Encoded Features	Square Feet	Original List Price	List Price	Sold Price	List/Sold Price	Cum Sqft
	5511188	35005 N 25TH LN	04/04/2017	10/20/2016	2002	43.5FRDXPO3G2S	3,906	400,000	400,000	410,000	102.41 / 104.97	
	5540878	2505 W FLORENTINE RD	04/04/2017	03/06/2017	2002	43RO2G4S	2,483	309,900	296,900	290,000	119.57 / 116.79	
	5501487	3312 W FLORIMOND RD	04/05/2017	02/08/2017	2012	32.5FRD2G2S	1,600	259,500	235,900	230,000	147.44 / 143.75	
	5572352	2550 W Old Paint TRL	04/10/2017	03/10/2017	2002	43.5RO2G	2,483	299,900	299,900	295,000	120.78 / 118.81	
	5566351	35912 N 34TH LN	04/12/2017	02/27/2017	2004	53.5FRDXO3G3S	3,376	375,000	375,000	375,000	111.08 / 111.08	
	5573276	34810 N 31ST AVE	04/12/2017	03/12/2017	2003	32.5RO2G2S	1,534	219,900	219,900	219,900	143.35 / 143.35	
	5528075	3033 W GRAN PARADISO DR	04/15/2017	03/25/2017	2004	53.5RXO3G	3,936	379,000	369,000	356,000	93.75 / 90.45	
	5570272	3341 W GALVIN ST	04/17/2017	03/06/2017	2004	32RPO3G	1,941	299,900	299,900	299,900	154.51 / 154.51	
	5539818	36017 N 29th DR	04/17/2017	03/22/2017	2003	42.5FRDXO3G2S	3,138	412,000	378,500	373,500	120.62 / 119.02	
	5570086	2601 W FLORENTINE RD	04/21/2017	03/05/2017	2003	32.5RXO2G2S	1,843	239,500	239,500	239,500	129.95 / 129.95	

Photo	MLS #	Address	COE Date	Under Contract Date	Year Built	Encoded Features	Square Feet	Original List Price	List Price	Sold Price	List/Sold Price	Sold Cum Sqft
	5573237	3018 W FERRUCCIO PL	04/21/2017	03/15/2017	2004	32.5RO2G	1,534	210,000	210,000	219,000	136.9 / 142.76	
	5572150	3250 W FLORIMOND RD	04/24/2017	03/11/2017	2012	32RXO2G2S	1,334	250,000	250,000	256,000	187.41 / 191.9	
	5557503	2738 W DARIEN WAY	04/28/2017	04/05/2017	2001	53.5RDXPO3G1C1S	3,640	439,000	429,000	417,700	117.86 / 114.75	
	5531378	3029 W DONATELLO DR	04/29/2017	03/10/2017	2002	42RXPO3G	2,401	339,900	334,900	335,000	139.48 / 139.53	

Prepared by Ron Weiss,
CRS GRI

*All information should be verified by the recipient and none is guaranteed as accurate by ARMLS.
DND2 (D o N o t D isplay or D isclose) - the data in fields marked with DND2 is confidential, for agent use only, and may not be shared with customers or clients in any manner whatsoever.*

06/21/2017 2:41 PM

© 2017 ARMLS and FBS. DMCA